1

2

GROWING UP…

- He was one of twelve children and very poor, sometimes struggling to find food to eat.
- He was raised by his single mom and rarely saw his dad.
- He painted on scraps of cardboard and newspaper.



The Hug
Acrylic Painting, 2012

3



GROWING UP…

- As a self-taught artist, Britto feels that art is what kept him away from the dark periods of his childhood by always focusing on bright, happy colors to help him look at life in a positive way.
- He moved to Florida in 1989.

Mona Lisa, 2018

4

"Art is a bridge that takes me places I've never been."



ROMERO BRITTO
Artist

5

Romero Britto is a Pop Artist

Through his art, he wants to speak the language of hope and happiness.

Mona Cat
Acrylic Painting, 2005

6



What's Pop Art?

- A movement that started in the 1950s in England and then inspired artists in the United States. It is a movement that is still going strong.
- Pop artists scrapped any distinction between good and bad taste in art so that it didn't matter if you were rich or poor.
- Pop artists readily made use of commonplace objects, such as comic strips, packaging, highway signs, and images from film and television. Incorporating the visual noise of their daily lives!

Mikey Mouse
Acrylic Painting

7

His artwork can be found on surprising surfaces

- His work has been used to sell Volvo, Pepsi and Disney. His art has been a part of the Super Bowl, and his sculptures can be found in NYC and Washington D.C.
- His work is represented by over 120 galleries throughout the world.

8

How does he do it?

- Britto begins his projects with an outline of shapes
- He then blobs acrylic color on each shape to determine how to balance it across the painting
- He fills in the rest of the shapes with paint
- He finishes it off by outlining his elements with a black acrylic paint pen

Prince William and Kate Middleton
Acrylic Painting 2011

9

Masterpieces



It's For You
Acrylic Painting, 2005

The Apple
Installed in the JFK International Airport, 2012

(Enamel on aluminum & iron sculpture)

10

Masterpieces



Happy Cat and Snob Dog
Acrylic Painting



Still Life
Acrylic Painting



Rothschild Butterfly
Acrylic Paint on Wood, 2005

11



"As an artist, I feel lucky to have been given the gift of creativity so that I may share my vision of a better world. I will never forget what it was like to be poor and that is why it is so important to me that my work be accessible to all people.

For me, art can reflect the celebration of the simple and good things in life. This is the most important to me."

— ROMERO BRITTO

Cheek To Cheek
Acrylic Painting, 1999

12

Our project example

Art Fundamentals Covered:

- Foreground, middle ground, background
- Patterns
- Contemporary pop art
- Bleeding lines

13



PAUSE TO GRAB YOUR SUPPLIES

1) 5.5” x 8.5” Cardstock
2) Colored pencils
3) Pencil
4) Eraser
5) Fine black marker

RachelDillon.com

14

Put your name and the year on the back of your paper

15

STEP ONE

Turn your page so it is landscape.
Draw two lines to create three sections.

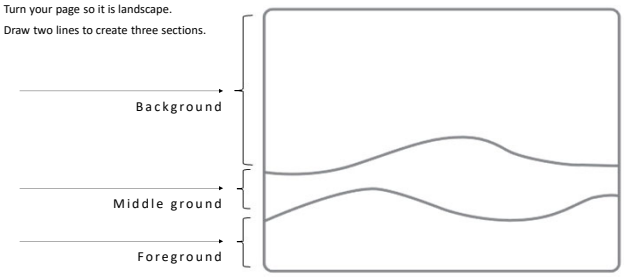

16

STEP TWO

Add three elements on the Background line: house, tree, bushes



17

STEP THREE

Then add big flowers in the Foreground



18

STEP FOUR

Then add lines in the
Middle ground



19

STEP FIVE

- Add a pattern to the trees
- Add a pattern to the sky
- Once the drawing is completed trace over all pencil lines with black sharpie



20

STEP SIX

Then pick out your colored pencils. You should incorporate 5-7 colors in this piece.

21

RESOURCES

http://www.artnet.com/artists/romero-britto/
https://www.parkwestgallery.com/artist/romero-britto/
https://britto.com/romeros-story/
https://youtu.be/klklk8X7GzA
https://youtu.be/DFQRHjCOLy0

22