Self Portrait, 1906

HENRI MATISSE | 1869 - 1954

RACHELDILLON.COM

1

HENRI MATISSE

Matisse was born in the north of France, at Le Cateau-Cambresis, in 1869.

Unlike many great artists, Matisse didn't show any interest in art while growing up.

Henri went to law school and became an assistant lawyer, but found it was really boring.

RACHELDILLON.COM

2

1890
EARLY WORK

When Matisse was 20-years old he suffered from appendicitis and while recovering his mother gave him a box of paints to relieve his boredom.

Still Life with Books and Candle, 1890

3

BECOMING AN ARTIST AS AN ADULT

Interior with a top hat, 1896

Figuring Out Art was his Path

Matisse took art classes in the morning and went to work in the afternoon.

Mattise's parents weren't happy with his change to becoming a full-time artist.

The Port of Pikuis, Belle Ile, 1895

Catch Up

Matisse got into an art school in Paris, France.

He had to work very hard to learn concepts about art that the other art students had been working on for a long time.

RACHELDILLON.COM

4

Les toits de Collioure, by Henri Matisse. 1905. Oil on Canvas

HENRI MATISSE TRAVELED TO INTERESTING PLACES TO PAINT.
HE USUALLY WENT TO PLACES THAT WERE BRIGHT AND SUNNY.
HE LOVED HAPPY COLORS AND SIMPLE SHAPES.

RACHELDILLON.COM

5

STARVING ARTIST

Matisse and his family struggled to earn enough money to live.

He would say that he was often tempted to eat the fruit he used as example for his still-life paintings.

And yet his paintings were bright, and happy, and wonderfully balanced.

Apples on a Table, Green Background, by Henri Matisse. 1916. Oil on Canvas



RACHELDILLON.COM

6

WILD BEASTS

In 1905, Matisse and his friends had an art show with their colorful paintings. The style of painting caused an uproar.

A writer that saw the show named the artists the Fauves, a French word that means "wild beasts."

Open Window, by Henri Matisse. 1905. Oil on Canvas

RACHELDILLON.COM

7



WILD BEASTS

Some people thought the Fauve artists just slopped on wild colors and were so insulted that they wanted to destroy the paintings.

This portrait is of Henri Matisse's wife.

What color do you think her dress really was?

Woman with the Hat, by Henri Matisse. 1905. Oil on Canvas RACHELDILLON.COM

8

SOOTHING WORK

Matisse wanted his artwork to give people pleasure.

He wanted his work to be soothing—kind of like a comfortable armchair you can rest in after a hard day's work.

The Goldfish, by Henri Matisse. 1911. Oil on Canvas

9

SIMPLE & EXCITING DESIGNS

Henri Matisse liked designs on carpets and wallpaper, as well as people's clothing. He liked to flatten his space with line and simple shapes.

Harmony in Red (The Tablecloth), by Henri Matisse. 1908. Oil on Canvas



Woman in Green, by Henri Matisse. 1909. Oil on Canvas

RACHELDILLON.COM

10

The Fall of Icarus, by Henri Matisse. 1943. Paper and Gouache.

CHANGING WITH AGE

When Matisse got older and had trouble standing at his easel, he switched to a new form of art that could be done sitting.

Henri Matisse, *White Algae on Orange and Red Background (Algue blanche sur fond orange et rouge)*, 1947. Gouache on paper, cut and pasted. 20 11/16 x 15 15/16 (52.5 x 40.5 cm). Mr. and Mrs. Donald B. Marron, New York. © 2015 Succession H. Matisse / Artists Rights Society (ARS), New York

What do you think Matisse used to make this artwork?

RACHELDILLON.COM

11

DRAWING WITH SCISSORS

He cut out shapes from brightly colored paper.

Henri Matisse said it was like drawing with scissors and sculpting with color.

The Sadness of the King, by Henri Matisse. 1952. Paper and Gouache.

RACHELDILLON.COM

12

PAUSE TO GRAB YOUR SUPPLIES

1) 8.5" X 11" White Cardstock Paper
2) Pencil
3) Eraser
4) Paint Colors: Red, Yellow, Blue, White
5) Paper Plate
6) Cotton Swabs

RACHELDILLON.COM

13

OUR PROJECT

- The shapes should be large enough to fill in with a cotton swab.
- Build and paint the table and walls around the fishbowl.
- Simplicity of line and lack of detail meets the style of Matisse.

RACHELDILLON.COM

14

STEPS TO DRAW THE FISH IN BOWL

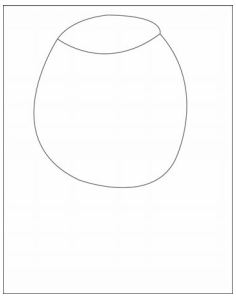

STEP 1



STEP 2

RACHELDILLON.COM

15

STEPS TO DRAW THE FISH IN BOWL



STEP 3

STEP 4

RACHELDILLON.COM

16

17

The Color Wheel

PRIMARY COLORS

Red • Blue • Yellow

SECONDARY COLORS ARE MIXTURES OF PRIMARY COLORS

Red + Blue = Purple

Blue + Yellow = Green

Red + Yellow = Orange

COMPLEMENTARY COLORS ARE OPPOSITES ON THE COLOR WHEEL

Purple and Yellow

Blue and Orange

Green and Red

RACHELDILLON.COM

18

Secondary Color Mixing Tip

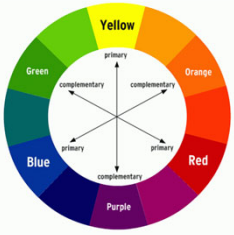

Red + Blue = Purple

Blue + Yellow = Green

Red + Yellow = Orange

When mixing primary colors to make secondary colors, it is easier to add the darker of the two colors to the lighter one.

It doesn't take a lot of the dark color to change the light one.

For example: If you want orange start with yellow and add red until you hit the orange you want. It takes a lot less paint to get there.

RACHELDILLON.COM

19



COLOR MIXING TIP

Color Mixing

If you want a light color, start with white and add a little bit of the darker color until you get the color you want.

RACHELDILLON.COM

20

USE COLOR TO CREATE A HAPPY PLACE

Making a color little darker can look like a shadow. You can use the complementary color to make one look darker.

If you want one part of their painting to be bolder, let the section dry and then apply a second coat.

RACHELDILLON.COM

21

RESOURCES

https://www.metmuseum.org/toah/hd/mati/hd_mati.htm

https://www.ducksters.com/biography/artists/henri_matisse.php

https://kids.kiddle.co/Henri_Matisse

https://en.wikipedia.org/wiki/Henri_Matisse

https://www.biography.com/artist/henri-matisse

RACHELDILLON.COM

22